

Data and Profiles - Market Profiles

Korea: Market Profile

🕒 30 March 2021

📝 Fitch Solutions



Source: CIA World Factbook, Encyclopædia Britannica, IATA, IMF, Pew Research Center, United Nations, World Bank

www.hktdc.com/Research

1. Overview

South Korea's profile has been boosted by a combination of rapid economic growth and significant reductions in poverty. The country ranked as the world's 10th largest economy in 2019, in GDP terms, and is the first former aid recipient to become a member of the Development Assistance Committee of the Organisation for Economic Co-operation and Development. South Korea's rapid growth in the last few decades has largely been driven by exports of manufactured electronic goods and telecommunications equipment, which has earned the country a reputation as a top global producer and innovation hub. The country enjoys important – even dominant – positions in a number of major global industries, including nuclear power, consumer electronics and biotechnology, and has set goals to become a major player in several other areas, including smart-grid technology, the Internet of Things and robotics. Over the long term, the government's shift towards a looser fiscal stance will go some way to addressing the savings imbalances in the Korean economy, which will mean smaller current account surpluses over the coming decade, relative to the past.

Sources: [World Bank](#), Fitch Solutions

2. Major Economic/Political Events and Upcoming Elections

September 2018

The North and South Korean leaders signed a joint agreement on denuclearisation and agreed that Kim Jong-un would visit Seoul, a joint Korean bid would be launched for the 2032 Summer Olympics.

August 2019

South Korea proposed a KRW513.5 trillion (equivalent to 26.2% of GDP) budget for 2020. The budget marked a sharp 9.3% increase in spending compared with the 2019 budget, signalling that the government was looking to rely on fiscal easing alongside conventional expansionary monetary policy to boost the economy. The budget focused on job creation and helping small-and medium-sized enterprises. South Korea also announced a reduction of the securities transaction tax rate for over-the-counter and unlisted security transactions to 0.45% from 0.50% with effect from the second quarter of 2020.

November 2019

On November 22 South Korea conditionally extended its General Security of Military Information Agreement intelligence-sharing pact with Japan.

Incheon International Airport Corporation broke ground to build fourth phase of the Incheon International Airport in South Korea, according to the Ministry of Land, Infrastructure and Transport. Nearly KRW4.84 trillion (USD4.15 billion) project aimed to expand Terminal 2, a new runway and connected transportation network. The extension would allow the runway to handle increased operations from larger aircraft as well as reduce the distance between two terminals from 15.3km to 13.2km. In addition, the company would also develop, maintain, repair and operate the facility near Terminal 2. The expansion, due to be completed by 2024, was expected to increase the airport's annual passenger handling capacity to 160 million.

January 2020

The Bank of Korea kept its base rate on hold at 1.25% at its first monetary policy meeting of the year on January 17.

South Korea's Ministry of Trade, Industry and Energy announced plans to decommission up to 28 of the country's coal-fired power plants in March 2020. The ministry also announced an 80% cap on the operations of the remaining plants.

March 2020

On March 17, the National Assembly passed the first 2020 supplementary budget in response to the Covid-19 pandemic. The supplementary budget includes a decline in revenue by KRW0.8 trillion, and additional KRW10.9 trillion spending on disease prevention and treatment, loans and guarantees for affected businesses and support for affected households and local economies.

April 2020

The Covid-19 pandemic pushed South Korea's economy into its biggest contraction since 2008 in the first quarter, as self-isolation measures hit consumption and global trade slumped. Finance Minister Hong Nam-ki said in a policy meeting that South Korea's economy should brace for a bigger shock from the second quarter as the demand from major trading partners plummets.

The ruling Democratic Party of Korea (DP, also known as Minjoo) delivered a landslide victory in the April 15 legislative elections, winning 163 out of 253 constituencies. Additionally, DP's satellite party, the Together Citizens' Party, had clinched an additional 17 seats, giving the government a historic supermajority of 180 out of 300 seats in the National Assembly.

The government introduced a third supplementary budget, of KRW35.3 trillion, aimed at mitigating the economic fallout from the Covid-19 pandemic. This budget focused on the protection of jobs, the development of a Covid-19 vaccine and supporting consumption.

July 2020

The Bank of Korea released preliminary data showing that South Korea's GDP declined by 2.9% on a year-on-year basis, in the three months to June 2020. The economy recorded its slowest growth rate since 2018 and this, coupled with a 1.3% contraction in March 2020, plunged the country into a technical recession.

The South Korean government proposed a raft of bills aimed at ending the public financing of coal projects outside of South Korea, as part of its pledge to the Green New Deal. If passed, the legislation will impact future coal investments made by state-owned Korea Electric Power Company, Export-Import Bank of Korea, Korea Development Bank and Korea Trade Insurance Corporation.

The Ministry of Trade, Industry and Energy announced that foreign direct investment in the country stood at USD7.66 billion in the first half of 2020, compared with USD9.87 billion for the same period in 2019 and USD15.75 billion in 2018.

September 2020

South Korea's Ministry of Economy and Finance released the administration's 2021 budget proposal in which fiscal expenditure is seen to expand by 8.5% from the original 2020 outlay, to KRW555.8 trillion. In contrast, due to the expected lasting impact of the Covid-19 outbreak, revenue growth for 2021 was targeted to be only 0.3% higher than the expected 2020 outlay.

South Korea's economy returned to growth in Q320, the economy grew a seasonally adjusted 1.9% between June and September 2020, the fastest expansion since Q110. This follows on from a 3.2% decline in Q220, which was the steepest fall since 2008.

October 2020

President Moon Jae-in affirmed that the country would go carbon neutral by 2050, relying fully on a renewables-based system. The president vowed to present a roadmap for the country to phase out coal use by 2030 and to stop coal financing.

South Korea's Ministry of Economy and Finance proposed a plan to legally cap public debt levels. The proposals include maintaining the nation's debt-to-GDP ratio at 60% and its consolidated fiscal balance at -3% in 2025. Notably, these measures would be exempted in times of crisis. The ministry also projected South Korea's debt-to-GDP to reach 51.2% in 2022, 55.0% in 2023 and 58.6% in 2024. GDP growth was expected to stand at around 2.3% annually from 2020 through to 2030 before falling to around 1.3% in the 2030s and to below 1.0% annually from 2040 onwards.

November 2020

The Ministry of Land, Infrastructure and Transport announced that construction was due to begin on the new airport in Ulleung. The KWR665.1 billion project was awarded to the Dailim Consortium in 2019 but had been awaiting various permit approvals. It is now due for completion in 2025.

December 2020

South Korea's Ministry of Trade, Industry and Energy finalised and published the Ninth Basic Power Supply Plan. The plan was clear in its want for more liquid natural gas and renewables adoption, at the expense of fossil fuels and nuclear.

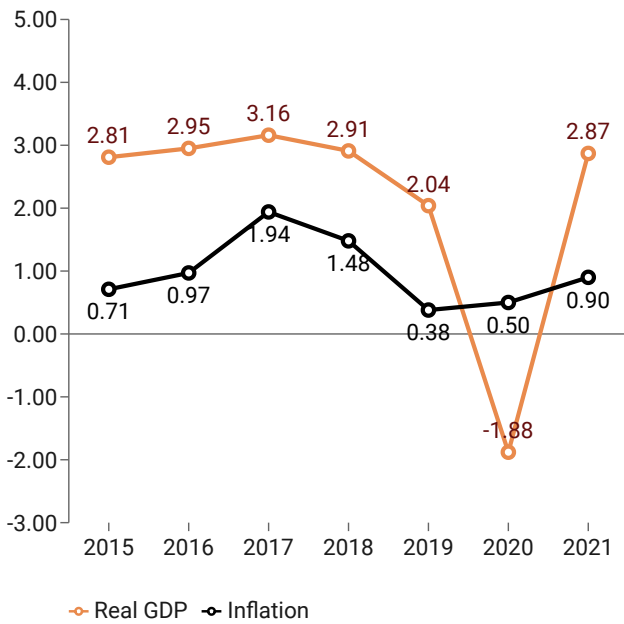
February 2021

Novavax had entered into an expanded collaboration and licence agreement with SK Bioscience under which the latter would be granted rights to manufacture and commercialise Novavax' NVX-CoV2373 Covid-19 vaccine for supplying its 40 million doses to the Republic of Korea in 2021.

Sources: BBC country profile – Timeline, [The Guardian](#), Business Korea, Fitch Solutions

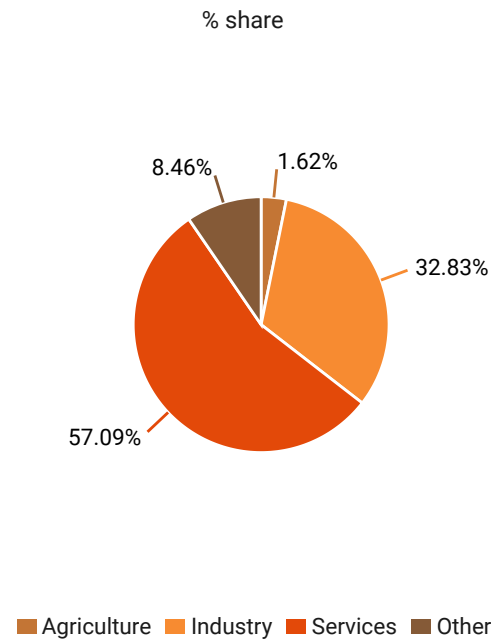
3. Major Economic Indicators

Real GDP and Inflation



2020 (estimate); 2021 (forecast)
 Source: IMF
 Date last reviewed: February 26, 2021

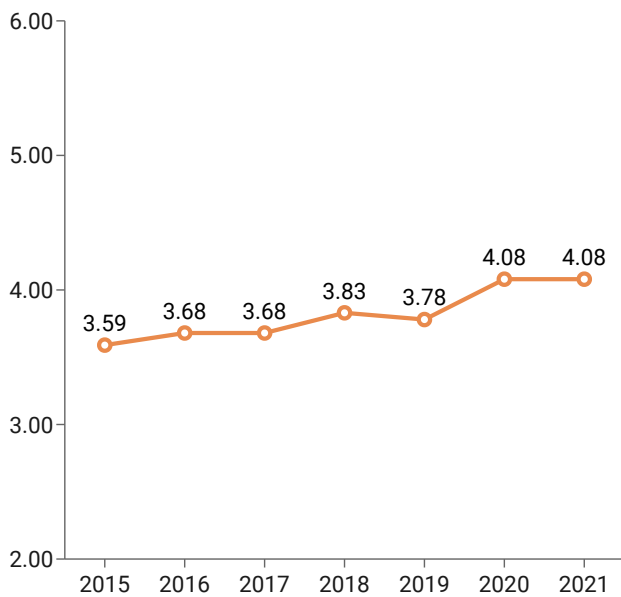
GDP by Sector (2019)



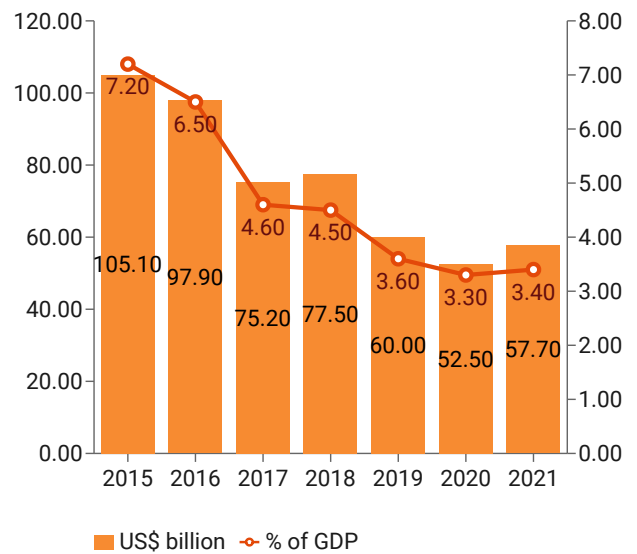
Sources: World Bank , Fitch Solutions
 Date last reviewed: February 26, 2021

Unemployment Rate

Current Account Balance



2020 (estimate); 2021 (forecast)
 Source: IMF
 Date last reviewed: February 26, 2021

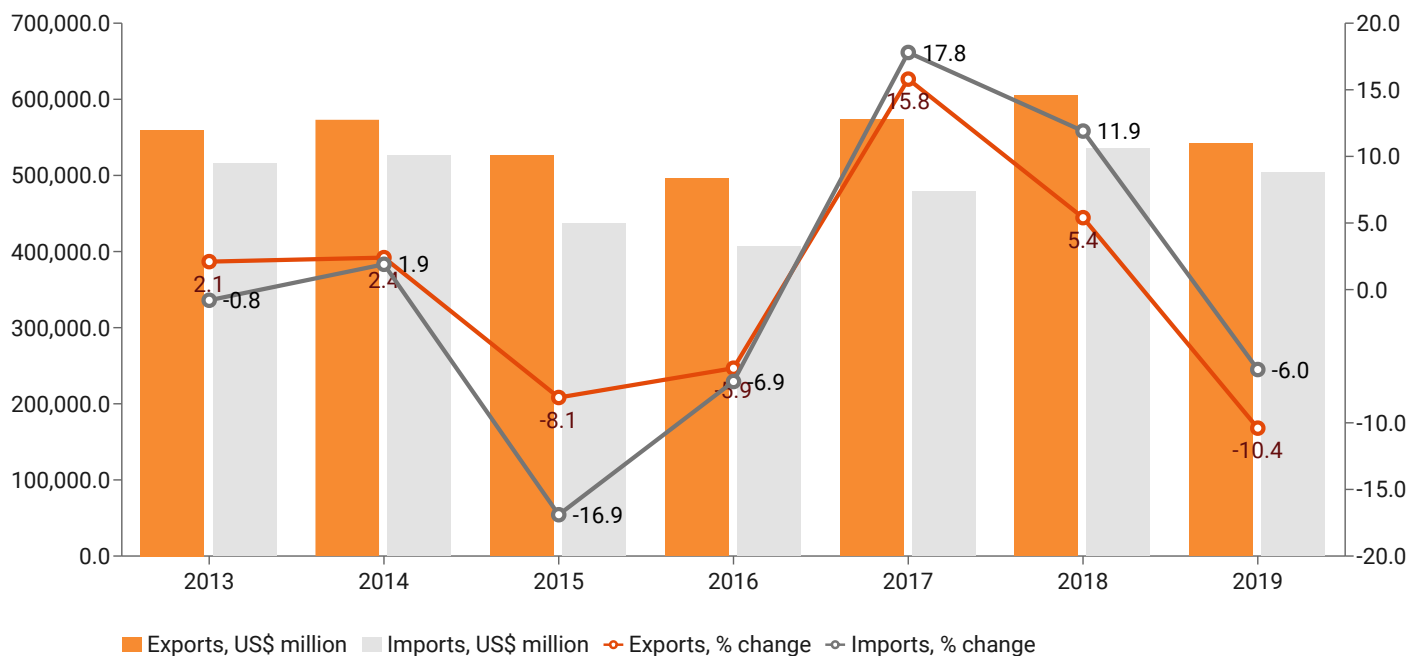


2020 (estimate); 2021 (forecast)
 Source: IMF
 Date last reviewed: February 26, 2021

4. External Trade

4.1 Merchandise Trade

Merchandise Trade



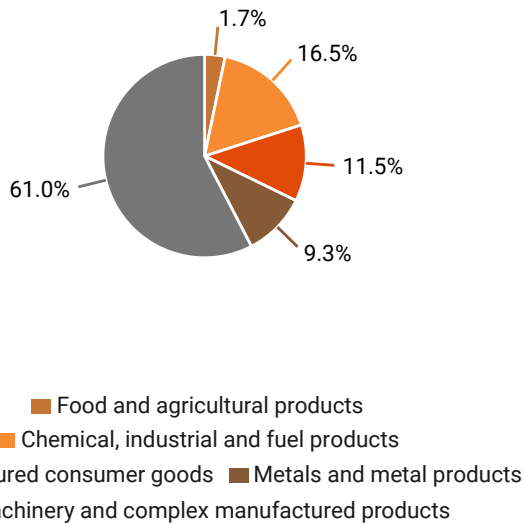
Source: WTO
 Date last reviewed: February 26, 2021

Major Export Commodities (2019)

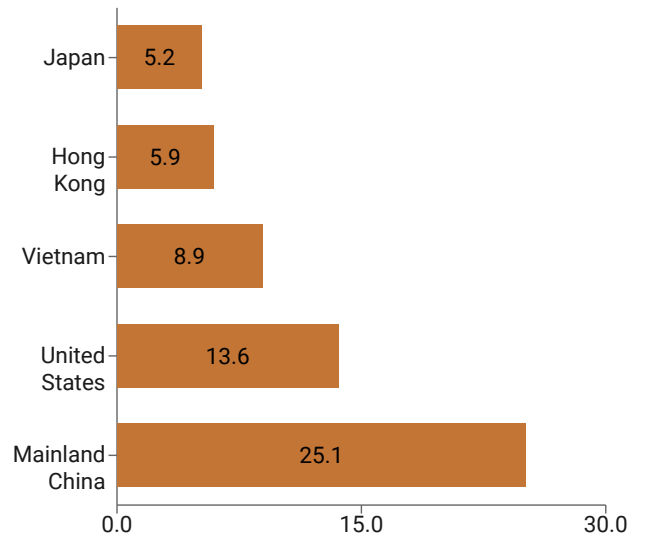
% share

Major Export Markets (2019)

% share



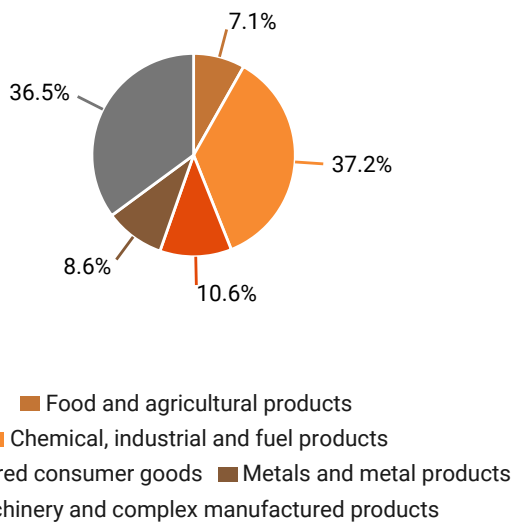
Sources: ITC-Trade Map, Fitch Solutions
Date last reviewed: February 26, 2021



Sources: ITC-Trade Map, Fitch Solutions
Date last reviewed: February 26, 2021

Major Import Commodities (2019)

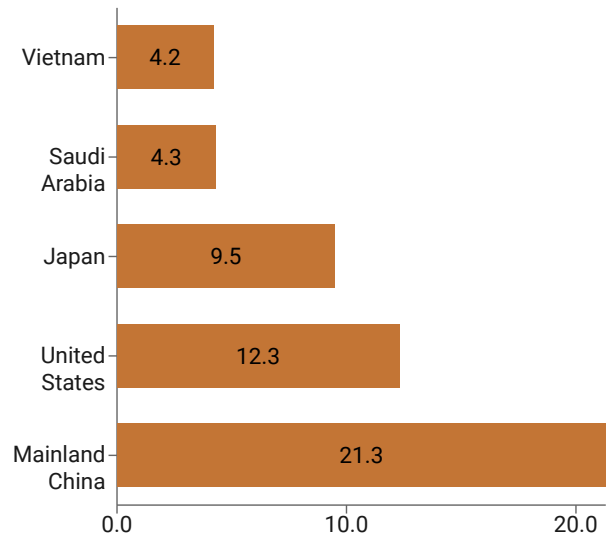
% share



Sources: ITC-Trade Map, Fitch Solutions
Date last reviewed: February 26, 2021

Major Import Markets (2019)

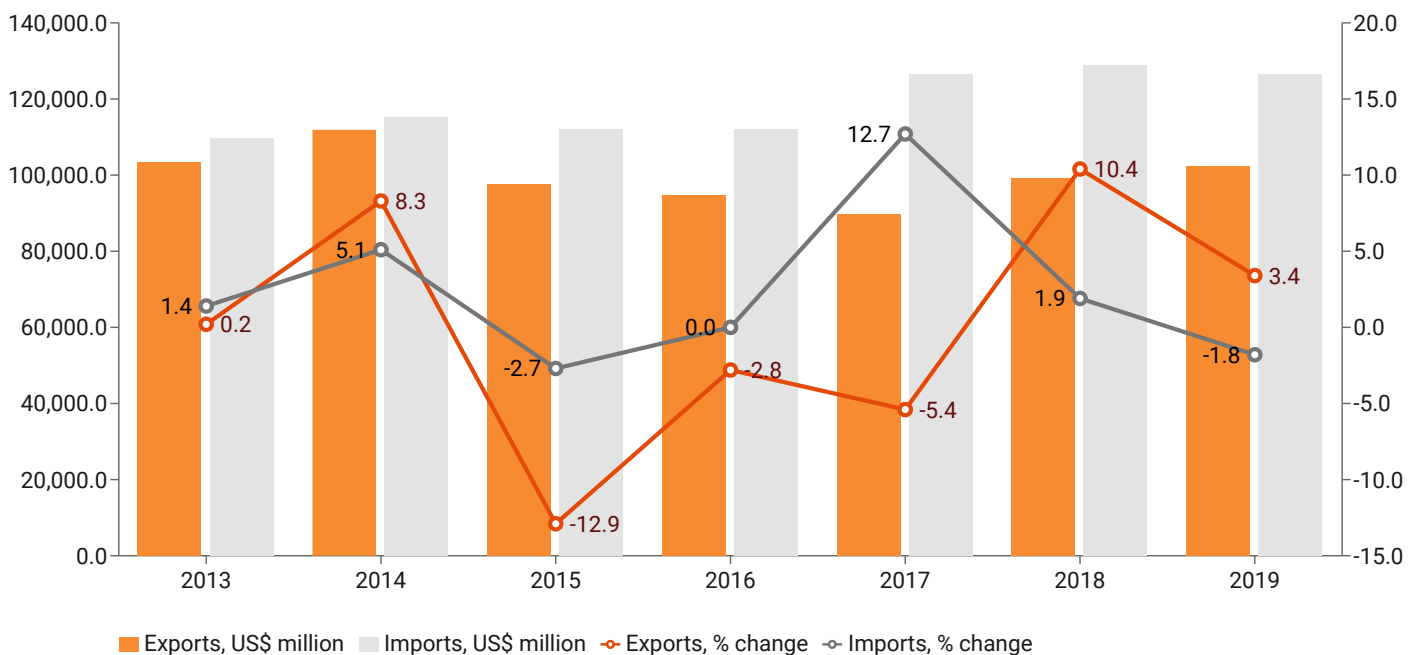
% share



Sources: ITC-Trade Map, Fitch Solutions
Date last reviewed: February 26, 2021

4.2 Trade in Services

Trade in Services



Source: WTO

Date last reviewed: February 26, 2021

5. Trade Policies

- South Korea has been a member of the World Trade Organization (WTO) since January 1, 1995, and a member of the General Agreement on Tariffs and Trade since April 14, 1967.
- South Korea has adopted an export-oriented growth model. Total exports contribute 39.8% to GDP in 2019.
- In the past, South Korea's trade policy placed heavy emphasis on import control and export growth promotion. The South Korean government has revised its trade policy to a more neutral stance in recent years, which includes forging free trade agreements (FTAs) with other countries. South Korea has entered into 17 FTAs covering more than 50 countries, including with the European Union (EU), the United States, the Association of Southeast Asian Nations (ASEAN), Singapore and Mainland China. South Korea is also engaged in negotiations for a further 10 FTAs, including with Ecuador, Mexico, the Gulf Cooperation Council, Indonesia, Mercosur, Israel and Japan.
- In terms of trade barriers, South Korea continues to pursue economic liberalisation and deregulation, with low levels of bureaucracy and streamlined trade procedures easing the overall trading process and lowering import costs. Customs duties can be adjusted every six months, within the limit of the basic rate. South Korea also has a flat 10% VAT on all imports, with a special excise tax of 10-20% levied on the import of certain luxury items and durable consumer goods. Tariffs and taxes must be paid in South Korean won within 15 days after goods have cleared customs. The average import tariff rates currently stand at 4.8% and are the third highest in the East and South East Asian region, behind Cambodia and Laos.
- The South Korean government maintains a tariff quota system designed to stabilise certain domestic commodity markets. Some of the major barriers to trade involve the rice industry, with the Ministry of Agriculture, Food and Rural Affairs implementing a number of measures to support domestic rice production, including rice farmer income subsidies and a hefty rice import tariff. In January 2015, the Government of South Korea implemented a 513% tariff on over-quota imported rice. Imports of rice have a quota of 409,000 tonnes a year. Products such as crude oil are also subject to tariffs, significantly increasing the costs of imported inputs for businesses.
- To support the export sector, in 2016 the South Korean government announced plans to offer KRW4.8 trillion (USD4 billion) in trade-related financing, lowering export insurance premiums and expanding tax incentives for small- and medium-sized enterprises looking to export.
- In 1997, following the amendment of the Customs Act and its Enforcement Decree, South Korea simplified import procedures and required documentation. Most goods can now be imported without licences, except items restricted for health or security reasons. All of Hong Kong's leading export products can be freely imported into South Korea. Most duties are assessed on an ad valorem basis. For non-agricultural products, about 90% of goods are charged tariff rates from 0% to 10%. Tariff rates for leading import items from Hong Kong (for example, electrical machinery) range between 0% and 13%.
- In addition to tariffs, imports are also subject to other taxes, including VAT. The VAT rate on imports is 10% of the cost, freight and insurance value plus customs levies. A special excise tax or individual consumption tax, which ranges from 2% to 20%, is also levied on certain luxury and durable consumer items.

- The South Korean government maintains a safeguard mechanism in which high tariffs are imposed on certain products, protecting local industries that are vulnerable to global competition. For example, certain agricultural products are subject to duties above 100%. Some non-agricultural products, such as leather and footwear, are taxed up to 16%.
- In July 2014, an individual consumption tax was imposed on imported coal used for power generation. The purpose of the measure was to tackle excessive electricity consumption and rationalise the domestic energy price structure. At the same time, taxes for other alternative imported fuels, such as liquefied natural gas, kerosene and propane, were lowered. Trade bureaucracy in South Korea is generally relaxed, with the country having an increasingly open attitude to imported goods.
- In January 2015, the state-run Export-Import Bank of Korea announced that it will provide a total of USD51 billion in loans and investment and USD22 billion in loan guarantees to finance industrial activities and international development projects involving South Korean companies (which may be favoured over international ones) amid a diminishing quantitative easing trend in the United States and continuous depreciation of the Japanese yen. Financing priority will be given to large projects overseas that are related to engineering, procurement and construction. The amount will total USD25 billion. In January 2020, the institution announced that it would extend an additional KRW69 trillion to support domestic firms.

Sources: WTO – Trade Policy Review, Fitch Solutions

6. Trade Agreement

Trade Update

- On November 15, 2020, Asia-Pacific countries including Japan, South Korea, Mainland China and the 10 members of ASEAN signed the Regional Comprehensive Economic Partnership (RCEP) deal covering nearly a third of the global economy. The agreement is aimed at cutting tariffs and establishing common rules in areas such as e-commerce and intellectual property.
- Indonesian and South Korea took a key step towards a bilateral agreement that is expected to help boost trade between the two nations by about 50% by 2022. Indonesia is South Korea's fourth-largest export destination in the Association of Southeast Asian Nations (ASEAN), with exports to Indonesia amounting to USD7.65 billion in 2019.
- In October 2020, the Indonesian foreign minister announced that the Indonesia-Korea Comprehensive Economic Partnership Agreement (CEPA) would be signed in November 2020. The agreement will include Indonesia's lifting of tariffs on South Korean exports such as steel, auto parts and petrochemical products. South Korea will remove tariffs on Indonesian exports such as bunker C oil, sugar and beer. The countries will move forward with the 'legal scrubbing' process and translation before the official signing of the CEPA. The agreement is yet to be finalised as at November 30, 2020.

6.1 Multinational Trade Agreements

Active

1. South Korea-Mainland China FTA: This FTA was implemented on December 20, 2015, and has significant implications for both sides as it aims to eliminate more than 70% and 90% of import tariffs within the next 10 and 20 years respectively. South Korea's bilateral trade with Mainland China – South Korea's top trading partner – reached USD284.5 billion in 2019. The FTA aims to enhance economic cooperation between the two sides through the facilitation of productive competition and to make a substantial contribution to the economic integration of East Asia and the Asia Pacific region.
2. EU-South Korea FTA: This agreement came into force on July 1, 2011 and aims to eliminate duties for industrial and agricultural goods in a progressive step-by-step approach. The majority of import duties had already been removed when the FTA came into force. On July 1, 2016 import duties were eliminated on all products except for a limited number of agricultural products. In addition to eliminating duties on nearly all goods, the FTA addresses non-tariff barriers to trade with specific focus on the automotive, pharmaceutical, medical device and electronics sectors. The agreement also creates new opportunities for market access in services and investments and includes provisions in areas such as competition policy, government procurement, intellectual property rights, transparency in regulation and sustainable development. South Korea is the EU's 9th largest export and import destination.
3. South Korea-Australia FTA (KAFTA): KAFTA came into force on December 12, 2014. South Korea is Australia's fourth largest trading partner, and under this agreement tariffs on 84% of Australia's exports to South Korea were eliminated. Tariffs on 96% of current exports will be eliminated within 10 years and by the time the agreement is fully implemented, tariffs on 99.8% of Australia's current exports to South Korea will be eliminated. Products representing about 0.2% of Australia's current exports to South Korea will be excluded from the agreement, namely rice, milk powder, honey, abalone, ginger, apples, pears and walnuts.
4. South Korea-United States FTA (KORUS): This agreement came into force on March 15, 2012. Under KORUS, almost 80% of consumer and industrial products exported to the United States from South Korea became duty free on March 15, 2012 – this was subsequently expanded to 95% by 2017. Most remaining tariffs will be eliminated in the medium term. KORUS eliminates tariffs and quotas for a broad range of agricultural products, with almost two-thirds (by value) of South Korea's agricultural imports from the United States becoming duty free. For

services, KORUS provides meaningful market access commitments that extend across virtually all major service sectors, including greater and more secure access for international delivery services and the opening up of the South Korean market for foreign legal consulting services. In the area of financial services, KORUS increases access to the South Korean market and ensures greater transparency and fair treatment for United States suppliers of financial services. KORUS addresses non-tariff barriers in a wide range of sectors and includes strong provisions on competition policy, labour, the environment, transparency and regulatory due process. Korea is the United States's sixth largest goods trading partner, with goods trade between the countries totalling USD130.8 billion, trade in services between the countries amounted to USD34.6 billion in 2018.

5. South Korea-India FTA: A closer economic partnership agreement between South Korea and India came into force on January 1, 2010. The agreement aims to enhance economic cooperation between the two countries through the facilitation of productive competition. The agreement will gradually remove tariffs on more than 90% of traded goods within two decades. In June 2017, a memorandum of understanding between the Export-Import Bank of Korea and the Export-Import Bank of India was signed in Seoul for export credit of USD9 billion for infrastructural development in India and for the supply of goods and services by India and South Korea as part of projects in third-party countries.
6. ASEAN-South Korea Free Trade and Economic Integration Agreement: This FTA, which came into force on October 14, 2010, allows 90% of the products being traded between the ASEAN and South Korea to enjoy duty-free treatment. The agreement is significant given the high trade flows between the countries.
7. South Korea-United Kingdom (UK) Trade Agreement: The agreement was signed to continue economic and trade relations between the UK and South Korea, following the UK's exit from the EU and the lapse of the period under which it can rely on coverage under the EU-South Korea FTA. The deal was ratified by South Korea's parliament in October 2019 and the agreement is expected to take effect from January 1, 2021.

Ratification Pending

RCEP: This is intended to be an FTA between the 10 member states of ASEAN and five states – Australia, Mainland China, Japan, South Korea and New Zealand – with which ASEAN has existing FTAs. The agreement will speed up the economic integration of the states and increase South Korea's export competitiveness in the global market. South Korea already has an FTA with ASEAN, and the RCEP will expand the breadth of South Korea's export market diversification. RCEP will create Asia's biggest free trade zone encompassing about 3 billion people that contributes around a third of the world's GDP. The RCEP is envisioned to be a modern, comprehensive, high-quality and mutually beneficial economic partnership agreement that aims to advance economic cooperation and broaden and deepen integration in the region, building on existing economic links. The RCEP would lower tariffs and other barriers to the trade of goods among the 15 countries that are in ASEAN or have existing trade deals with ASEAN. In November 2020, it was announced that the parties had concluded negotiations, and the agreement was signed on November 15, 2020.

Under Negotiation

1. South Korea-Japan FTA (KJFTA): KJFTA will be of benefit to businesses, owing to the high trade volumes between the two countries, and will create potential for businesses to explore new markets in the region. The scope of the KJFTA can be categorised into three main areas: trade liberalisation and market access through concessions for trade in goods and services, enhanced cooperation for non-trade areas, and institutional arrangements centred on a dispute settlement mechanism. Japan is an important trading partner, accounting for 5.1% of South Korea's total exports and 10.2% of total imports in 2018. However, in 2019, a trade dispute between the parties escalated, following Japan's decision to impose restrictions on exports of specific chemicals (fluorinated polyimide, resist and hydrogen fluoride), used in the production of semi-conductors, to South Korea. The matter is currently before the WTO's Dispute Settlement Body.
2. South Korea-Cambodia FTA: In June 2020, South Korea's Deputy Prime Minister and Finance Minister Hong Nam-ki announced that South Korea and Cambodia had agreed to begin official negotiations for an FTA between the countries in July 2020. The FTA supports South Korea's aims to forge stronger political and economic relations with South East Asian countries and its efforts to diversify its trade partners. According to the Korea International Trade Association, Cambodia imported USD414 million worth of products from South Korea between January 2020 and September 2020.
3. The trilateral FTA between South Korea, Japan and Mainland China has been under negotiation since 2012, and the 15th round of negotiations was held in April 2019.

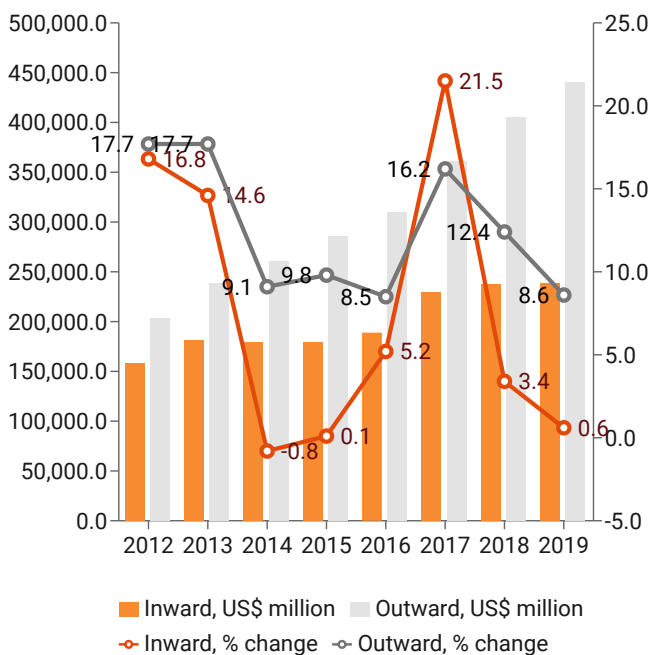
Sources: WTO Regional Trade Agreements database, [The Hindu Business Line](#), Fitch Solutions

7. Investment Policy

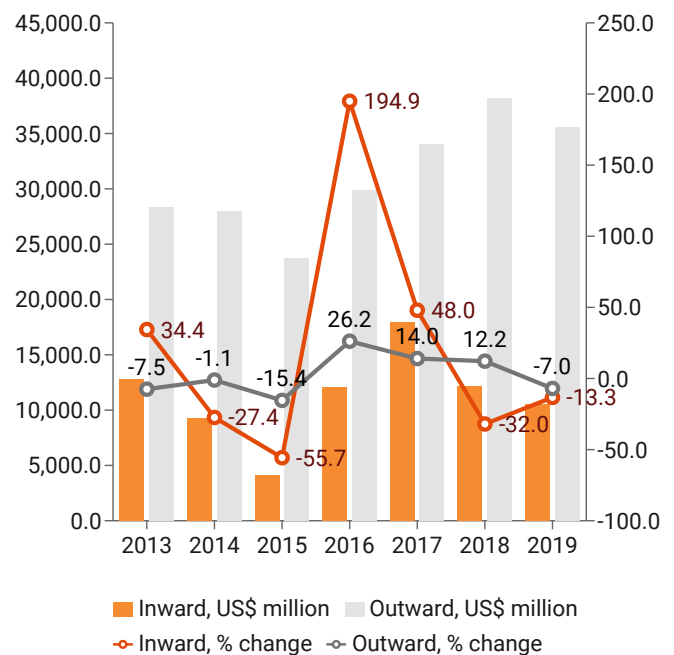
7.1 Foreign Direct Investment

Foreign Direct Investment Stock

Foreign Direct Investment Flow



Source: UNCTAD
Date last reviewed: February 26, 2021



Source: UNCTAD
Date last reviewed: February 26, 2021

7.2 Foreign Direct Investment Policy

- Invest Korea is South Korea's national investment promotion agency, established as part of the Korea Trade Investment Promotion Agency (KOTRA) to support the entry and establishment of foreign businesses in South Korea. To promote inward foreign direct investment (FDI), the South Korean government offers various incentives.
- Following the onset of the financial crisis in 2008/2009, the South Korean government took active steps to promote FDI. In 2008-2010, corporate taxes were reduced, administrative procedures were streamlined and the maximum amount of foreign capital that can be lent or borrowed without reporting the transaction was increased. In addition to strengthening the rights of foreign investors, the South Korean government has also taken measures to simplify procedures for mergers and acquisitions, reform bankruptcy laws, introduce short-term measures to facilitate asset transfer, permit the establishment of holding companies, and allow foreign investment companies to freely acquire land without limitations on the size and use of land.
- To bolster less-developed regions outside Seoul through private investment, the South Korean government announced a series of pro-investment measures in 2014, which included deregulations and tax incentives. For example, development restrictions will be lifted to allow the construction of commercial facilities in green-belt areas. In 2015 the Bank of Korea enlarged the Bank Intermediated Lending Support Facility by KRW5.0 trillion (USD4.5 billion), providing additional financial support, such as trade financing and credit loans to small- and medium-sized enterprises (SMEs) and tech start-ups. In 2017, new measures were introduced to spur investment, which include creating a tourism brand in the southern coastal area, allowing the distribution of beer made by microbreweries and using apartment complex parking lots for paid parking space during the day.
- The Ministry of Strategy and Finance administers tax and other incentives to stimulate advanced technology transfer and investment in high-technology services. There are four types of special areas for foreign investment - free economic zones, free trade zones, free investment zones and tariff free zones – where favourable tax incentives and other support for investors are available.
- South Korea's Financial Services Commission introduced the omnibus account system for foreign investors in stocks trading in March 2017, which is an integrated and simplified registration system for foreigners to make it easier for foreign investors to trade locally listed stocks on the South Korean stock market. In the past, foreign investors had to open an account not only in South Korean banks but also in South Korean securities companies to make an investment in South Korean stocks, and they had to handle all financial transactions themselves. The omnibus account was extended to cover bonds and derivatives trading in June 2017.
- Despite an increasingly open economy, there remain market access issues relating to certain aspects of the South Korean economy. Products that compete directly with current or future offerings of South Korean chaebols (large conglomerates) would likely continue to be protected by the South Korean government in the medium term.
- The Foreign Investment Promotion Act (FIPA) is the basic law pertaining to foreign investment in South Korea. FIPA and related subordinate regulations categorise business sectors as being either open, conditionally or partly restricted, or closed to foreign investment.

8. Restrictions on foreign ownership remain for 27 industrial sectors, three of which (nuclear power generation, radio broadcasting and television broadcasting) are completely closed to foreign investment. Relevant ministries must approve investment in conditionally or partly restricted sectors. Most applications are processed within five days; cases that require consultation with more than one ministry can take 25 days or longer. South Korea's procurement processes comply with the WTO Government Procurement Agreement, but some implementation problems remain.
9. The South Korean government reviews restricted sectors from time to time for possible further openings. Relevant ministries must approve investments in conditionally or partly restricted sectors. According to the Ministry of Trade, Industry and Energy, the number of industrial sectors open to foreign investors is well above the Organisation for Economic Co-operation and Development average. Currently, restrictions on the foreign ownership of public corporations remain – although ownership limit levels have been raised. Foreign ownership is limited to 49% for government-controlled utilities, such as telecommunications and cable networks. Although government efforts to privatise government-owned assets have been slowed by labour union protests, foreign investors are allowed to participate in privatisation programmes provided they comply with the ownership restrictions stipulated for the 27 industrial sectors.
10. There are currently 34 South Korean state-owned enterprises which exert significant control over certain segments of the economy. However, the government has increasingly tried to attract more private participation, especially in the real estate and construction sectors. The state-owned Korea Land and Housing Corporation is given preferential access to developing state-owned real estate projects, notably housing.
11. The court system functions independently and gives equal treatment to SOEs and private enterprises. Generally, SOEs are subject to the same regulations and tax policies as private sector competitors and do not receive preferential treatment when it comes to government contracts, resources and financing.
12. The South Korean government has sought to control the market through a series of capital control measures under a macro-prudential stability policy. This has included lowering foreign exchange forward-position limits for foreign bank branches in 2010, re-introducing a withholding tax on foreign investors' government bond purchases and imposing a bank levy on non-deposit financing in foreign currency from August 2011. To date, the government has lowered the forward-position limits again and has changed bank levy provisions to promote long-term financing.
13. In early November 2019, the country's parliament passed a legislation that will allow the use of the Asia Region Funds Passport in South Korea. This was a cross-border initiative launched in 2018 that will ease foreign investment transactions across the Asia Pacific. On May 19, 2020, the government announced that the initiative would be implemented in the country from May 27, 2020.

Sources: WTO – Trade Policy Review, ITA, US Department of Commerce, [Invest Korea](#)

7.3 Free Trade Zones and Investment Incentives

Free Trade Zone/Incentive Programme	Main Incentives Available
<p>FIZs: 25 locations and foreign-exclusive rental industrial complexes in Gyeonggi Province (Hyeongok, Poseung, Chupal and Eohyeon-Hansan)</p>	<ul style="list-style-type: none"> - These FIZs and four rental complexes are designed to provide inexpensive plant sites, with the national and local governments providing assistance for leasing or selling in such sites at discounted rates. - In July 2020, the government expanded the range of investment benefits to enable foreign investors to claim tax incentives and discounts on rentals for investments into entertainment facilities such as gyms, museums and theatres.
<p>FEZs: Incheon FEZ (near Incheon Airport, to be completed in 2020); Busan/Jinhae FEZ (in South Gyeongsan Province, to be completed in 2020); Gwangyang Bay FEZ (in South Gyeongsan Province, to be completed in 2020); Yellow Sea FEZ (in South Chungcheong Province, to be completed 2020); Daegu/Gyeongbuk FEZ (in North Gyeongsan Province, to be completed in 2020); Saemangeum/Gunsan FEZ (in North Jeolla Province, to be completed in 2020); East Coast FEZ (in Donghae and Gangrung to be completed in 2024) and Chungbuk FEZ (in North Chungcheong Province set for completion in 2020)</p>	<ul style="list-style-type: none"> - The eight FEZs differ from other zones designated for foreign investment in that their focus is on creating a comprehensive living and working environment with biotechnology, aviation, logistics, manufacturing and other industrial clusters, tourism and culture, as well as international schools, recreational facilities, information technology and high-tech industries, and international hospitals. - The South Korean government expects to increase the minimum investment for the former to between USD20 million and USD30 million and to USD10 million for the latter, as well as increase incentives in the short term.

FTZs: Donghae, Suncheon, Gunsan, Daebul, Masan, Ulsan, Gimje, Yulchon, and seven logistics areas near airports and harbours

- In the FTZs, companies may pursue their business with government support without the usual legal requirements, such as approval procedures for exports and imports and customs duties.
- Neither VAT nor tariffs are applicable on foreign goods or services exchanged among tenants or on domestic goods carried into an FTZ.
- Tenants enjoy low rentals and subsidies for facilities, employment and training.
- Administrative agents from the Ministry of Trade, Industry and Energy are stationed nearby to provide one-stop services and support for all administrative affairs, such as factory construction and registration, foreign investment, tax breaks, and import and export paperwork.
- There is also rent-free lease of land and standardised factories for 10 years for foreign-invested companies in which foreign ownership is at least 30% or the largest shareholder is a foreigner. There is up to 75% exemption if the investment is more than USD5 million.

Sources: Fitch Solutions, [Invest Korea](#)

8. Taxation – 2020

- Value Added Tax: 10%
- Corporate Income Tax: 10-25%

Sources: [National Tax Service Korea](#), Fitch Solutions

8.1 Important Updates to Taxation Information

- The South Korean government announced a series of new tax measures in August 2017 that would come into effect for fiscal years starting after January 1, 2018. The main focus of the 2018 Corporate Income Tax (CIT) Law reform is to encourage job creation by reforming the existing tax credits for corporate investment. The most important of these measures for businesses is the addition of a new CIT rate of 25% for taxable income of more than KRW300 billion.
- The 2019 CIT Reform aims to embrace the base erosion and profit shifting (BEPS) initiatives taken by the Organisation for Economic Co-operation and Development (OECD). In line with this, the government has abolished a number of incentives and benefits offered to foreign companies in order to attract foreign direct investment. The new rules apply for financial years starting from January 1, 2019.
- South Korea's 2020 tax reform bill states that when a qualified in-kind contribution is made to form a new Korean holding company or convert an existing Korean company to a Korean holding company, any capital gains tax on the contribution will be paid in instalments over three years, beginning in the fifth year of the in-kind contribution. This rule applies to in-kind contributions/share transfers occurring on or after January 1, 2022.
- The 2020 tax reform proposal also repeals the current foreign tax deduction method allowed by the CIT Law. Under this law, taxpayers are allowed to choose either a foreign tax credit or a deduction for foreign tax to avoid double taxation. This will come into effect for the fiscal year starting on or after January 1, 2020.
- The 2020 tax reform proposal also introduces a capital gains tax on the disposal of virtual assets. Gains derived from such disposals will be subject to withholding tax at the lesser figure of either 11% of the transfer price or 22% of the net capital gains. This will apply to transactions after October 1, 2020.

8.2 Business Taxes

Type of Tax	Tax Rate and Base
-------------	-------------------

CIT	<p>Progressive:</p> <ul style="list-style-type: none"> - 10% on operating profits up to KRW200 million - 20% on operating profits between KRW200 million and KRW20 billion - 22% on operating profits between KRW20 billion and KRW300 billion - 25% on operating profits in excess of KRW300 billion
Local Income Tax	<p>Local income tax is taxed in addition to the CIT mentioned above and also follows a progressive schedule:</p> <ul style="list-style-type: none"> - 1% on operating profits up to KRW200 million - 2% on operating profits between KRW200 million and KRW20 billion - 2.2% on operating profits between KRW20 billion and KRW300 billion - 2.5% on operating profits in excess of KRW300 billion
Capital Gains Tax	<p>Generally, capital gains are taxed at the same CIT rate as ordinary taxable income. Capital gains garnered by a non-South Korean citizen on South Korean enterprise is taxed at the lesser of either:</p> <ul style="list-style-type: none"> - 11% of sales received - 22% of gains realised
VAT	<p>10%</p> <p>Certain products and services are exempt from VAT payments, including:</p> <ul style="list-style-type: none"> - unprocessed foodstuffs and agricultural products - medical and health services - finance and insurance services
Acquisition Tax	Ranges between 2% to 7% according to the asset classification
Securities Transaction Tax	<p>Transfer of shares are taxed different amounts according to whether or not the shares are listed:</p> <ul style="list-style-type: none"> - the transfer of listed shares are taxed at a rate of 0.3% - the transfer of non-listed shares are taxed at a rate of 0.5%
Social security contributions	<p>Employers and employees both contribute 8.5% of salaries towards the following:</p> <ul style="list-style-type: none"> - national pension - national health insurance - employment insurance <p>Employers alone are required to pay an additional fee for the worker's accident compensation fund. The rate for this is dependent on the specific industry and can range as high as 28.25% for certain mining jobs</p>
Property Tax	<ul style="list-style-type: none"> - Annual tax ranging between 0.1% and 0.5% - For newly built factories and buildings within specified urban or metropolitan zones. The rate is increased five-fold for the first five years of the property's lifespan
Withholding Tax	<p>Dividends: 0% for domestic companies; 22% for foreign companies</p> <p>Interest: 22% to a non-resident entity</p> <p>Interest on bonds: 15.4% (unless reduced via tax treaties with the country in which the company is domiciled)</p> <p>Royalties: 22% (unless reduced via tax treaties with the country in which the company is domiciled)</p> <p>Technical service fees: 22% on non-resident companies (unless reduced via tax treaties with the country in which the company is domiciled)</p>

Sources: [National Tax Service Korea](#), Fitch Solutions

Date last reviewed: February 26, 2021

9. Foreign Worker Requirements

9.1 Foreign Worker Permits

South Korea is increasingly opening itself to immigration in the face of falling fertility rates and labour shortages. By 2002, unauthorised workers represented 70% of South Korea's total foreign labour force. Since 2002 South Korea has taken a number of steps to overhaul its labour migration system. This has resulted in gradually loosening controls and a declining unauthorised population. In 2003 the South Korean government introduced the Employment Permit System (EPS), a guest worker scheme that provides a framework for the entry of foreign labour. The EPS is divided into two subsystems:

- The General EPS which is based on memoranda of understanding drawn up between the South Korean government and sending countries (16 countries as of 2019).
- The Special Case EPS which grants foreign nationals of South Korean ancestry visiting worker status so they can get a job in South Korea.

Skilled workers, including researchers and language teachers, are welcome to temporarily work and live in South Korea. When they have valid employment contracts, skilled workers can easily acquire work visas and can renew their visa status. Certain skilled international workers, including technology workers, can move to South Korea through an express procedure. Under the General EPS, South Korean employers can enter into employment contracts with foreign workers who pass a South Korean language proficiency test and are deemed to be in good health.

9.2 Localisation Requirements

Employers who wish to employ low-skilled foreign labour must first demonstrate that they have spent at least 14 days (seven days in some cases) attempting to find South Korean workers by requesting help from public employment centres.

Any foreigner planning on a long-term stay or permanent residency must register as a foreigner or file a domestic residence report within 90 days of arrival.

9.3 Visa/Travel Restrictions

There are 16 visa statuses that allow employment in South Korea:

- short-term employment (C-4)
- professorship (E-1)
- foreign language instructor (E-2)
- research (E-3)
- technology transfer (E-4)
- professional employment (E-5)
- arts and performances (E-6)
- special occupations (E-7)
- employed trainee (E-8)
- non-professional employment (E-9)
- vessel crew (E-10)
- residency (F-2)
- overseas Koreans (F-4)
- permanent residency (F-5)
- working holiday (H-1) and
- working visit (H-2)

Foreign workers brought in under the General EPS receive E-9 non-professional employment visa status, while those under the Special Case EPS are given H-2 visiting worker status. H-2 visa holders do not need an employment contract before entering South Korea and there are no restrictions on employment sectors and workplace changes for them. E-9 visa holders need an employment contract, are tied to their employer and are restricted to certain sectors, including agriculture, construction, fishing and manufacturing. Family members of low-skilled foreign workers are not allowed to settle in South Korea.

Sources: [Korean Immigration Service](#), Fitch Solutions

10. Risks

10.1 Sovereign Credit Ratings

	Rating (Outlook)	Rating Date
Moody's	Aa2 (Stable)	12/05/2020
Standard & Poor's	AA (Stable)	08/08/2016
Fitch Ratings	AA- (Stable)	06/10/2020

Sources: Moody's, Standard & Poor's, Fitch Ratings

10.2 Competitiveness and Efficiency Indicators

	World Ranking		
	2018	2019	2020
Ease of Doing Business Index	4/190	5/190	5/190
Ease of Paying Taxes Index	24/190	24/190	21/190
Logistics Performance Index	25/160	N/A	N/A

Corruption Perception Index	45/180	39/180	33/180
IMD World Competitiveness	27/63	28/63	23/63

Sources: World Bank, IMD, Transparency International, Fitch Solutions

10.3 Fitch Solutions Risk Indices

	World Ranking		
	2019	2020	2021
Economic Risk Index Rank	7/201	4/201	15/201
Short-Term Economic Risk Score	77.1	72.3	79.2
Long-Term Economic Risk Score	78.4	77.6	74.2
Political Risk Index Rank	25/201	21/201	20/201
Short-Term Political Risk Score	71.6	76.7	76.7
Long-Term Political Risk Score	82.5	83.5	83.5
Operational Risk Index Rank	20/201	20/201	21/201
Operational Risk Score	71.8	71.7	71.7

Source: Fitch Solutions

Date last reviewed: February 26, 2021

10.4 Fitch Solutions Risk Summary

ECONOMIC RISK

The South Korean economy contracted in 2020, due to headwinds posed to growth by the Covid-19 pandemic. That said, a combination of fiscal and monetary policy measures implemented by policymakers will cushion the economy and help it to emerge from the pandemic on a better footing than most of its regional peers. Domestic activity will recover slowly given subdued consumer confidence, but a gradual easing of lockdown measures and supportive monetary and fiscal policy will drive a rebound throughout 2021. South Korea's long-term outlook is comfortably above that of its regional peers; this reflects favourable sentiment regarding the country's long-term growth prospects and a timely return to growth supported by the relative success of the authorities at containing Covid-19 outbreaks since easing lockdown measures. The South Korean economy is also susceptible to sharp drops in international investor risk appetite and trade slowdowns in developed markets. For example, it was significantly hit by the 1997 Asian financial crisis, and the global downturn in late 2008 caused a dramatic sell-off of the won. The government is gradually ramping up reform efforts to support sustained economic growth amid rising headwinds in the external sector. In doing so, the current administration has not only embarked on providing more funding for research and development – which it has ample resources to provide, given years of prudent spending and high capital buffers – but has also eased regulations to spur foreign investment. A milder concern is South Korea's high levels of household and external debt, which could constrain growth if rapid deleveraging were forced upon the economy.

OPERATIONAL RISK

South Korea has one of the best operating environments in the East and South East Asian region. This is largely a result of the country's well-integrated logistical networks, and trade and investment environment. The country also boasts highly developed utilities and transport networks, and is considered to have one of the region's more robust regulatory frameworks, and a supportive legal environment. A key deterrent to foreign investments remains the continued imposition of foreign ownership restrictions in specific sectors. South Korea has also developed into a highly industrialised and sophisticated economy with a skilled workforce, which provides an excellent environment for international trade and foreign investment. A weak point to emphasise is that the country's labour market is bogged down by its high national minimum wage, which is uncompetitive by global standards; rigid labour policies, which make it almost impossible to dismiss workers once they are deemed a permanent employee under South Korean labour law; and a rapidly ageing population, which will strengthen labour shortages. Moreover, the country has a high youth unemployment rate, which is emerging as a key domestic concern. Tensions with North Korea are a major source of interstate conflict risk for South Korea, despite efforts involving the US to broker a peaceful deal between the two countries.

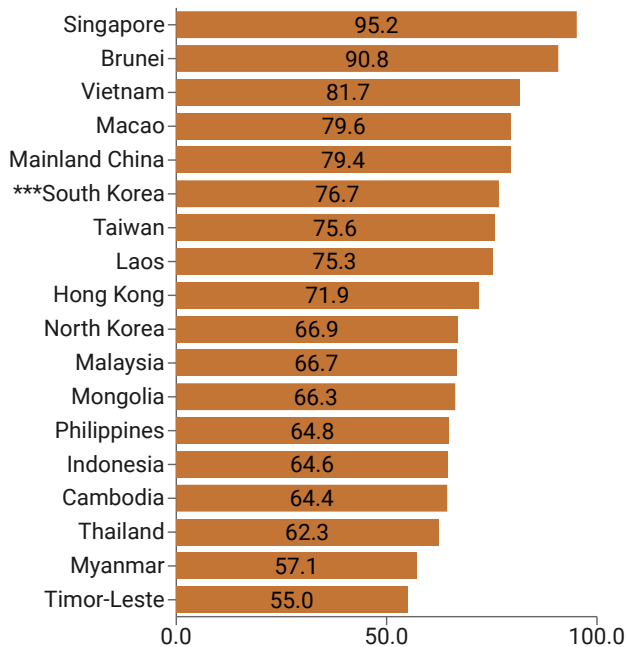
Source: Fitch Solutions

Date last reviewed: March 1, 2021

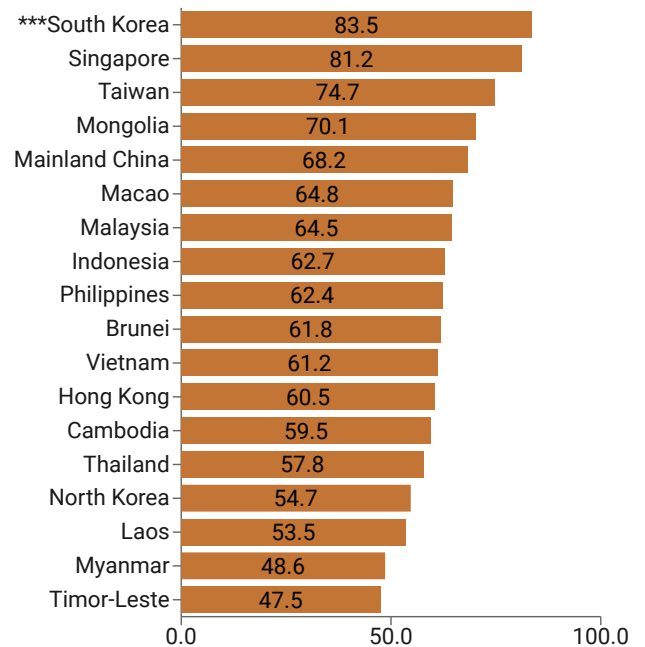
10.5 Fitch Solutions Political and Economic Risk Indices

Short Term Political Risk Index

Long Term Political Risk Index

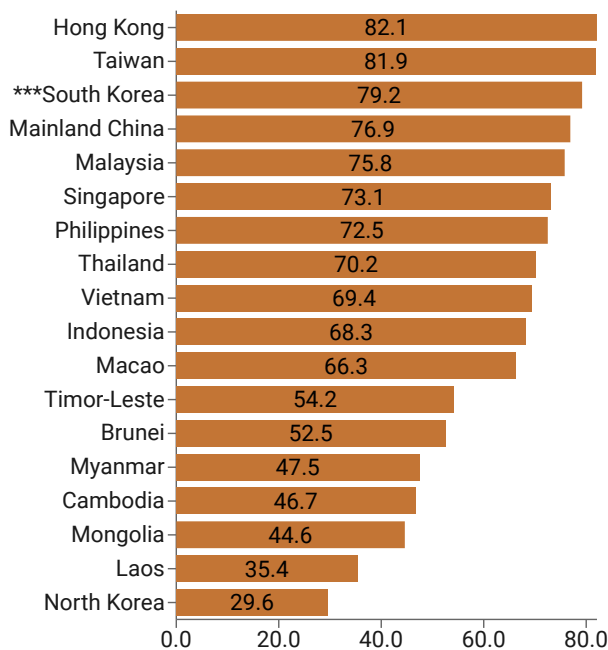


100 = Lowest risk; 0 = Highest risk
 Source: Fitch Solutions Political and Economic Risk Indices
 Date last reviewed: February 26, 2021



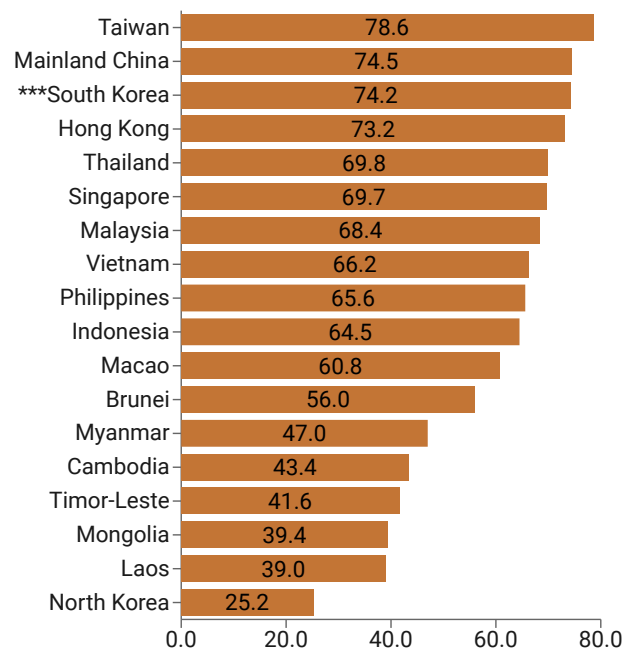
100 = Lowest risk; 0 = Highest risk
 Source: Fitch Solutions Political and Economic Risk Indices
 Date last reviewed: February 26, 2021

Short Term Economic Risk Index



100 = Lowest risk; 0 = Highest risk
 Source: Fitch Solutions Political and Economic Risk Indices
 Date last reviewed: February 26, 2021

Long Term Economic Risk Index



100 = Lowest risk; 0 = Highest risk
 Source: Fitch Solutions Political and Economic Risk Indices
 Date last reviewed: February 26, 2021

10.6 Fitch Solutions Operational Risk Index

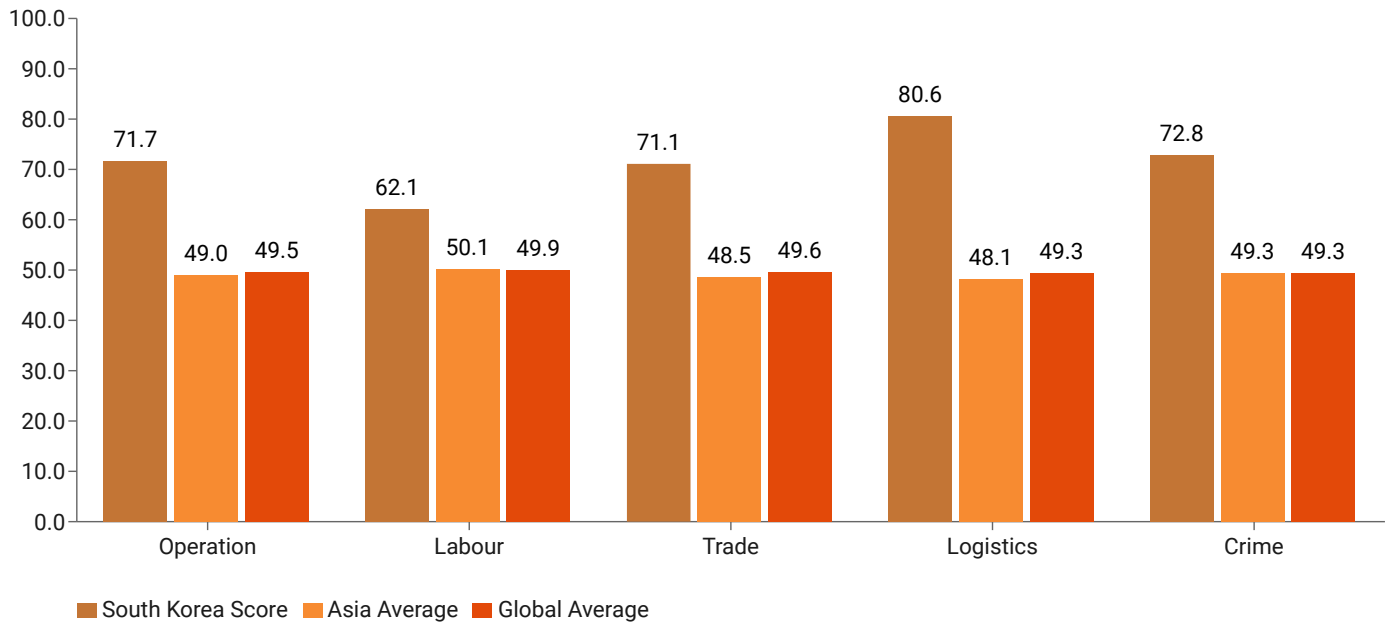
	Operational Risk	Labour Market Risk	Trade and Investment Risk	Logistics Risk	Crime and Security Risk
South Korea Score	71.7	62.1	71.1	80.6	72.8
East and Southeast Asia Average	56.6	57.5	57.6	57.3	53.5

East and Southeast Asia Position (out of 18)	4	5	5	3	4
Asia Average	49.0	50.1	48.5	48.1	49.3
Asia Position (out of 35)	4	5	5	3	4
Global Average	49.5	49.9	49.6	49.3	49.3
Global Position (out of 201)	21	31	24	11	27

100 = Lowest risk, 0 = Highest risk

Source: Fitch Solutions Operational Risk Index

South Korea vs Global and Regional Operational Risk Averages



Note: 100 = Lowest Risk, 0 = Highest Risk

Source: Fitch Solutions Operational Risk Index

Date last reviewed: February 26, 2021

Country/Region	Operational Risk	Labour Market Risk	Trade and Investment Risk	Logistics Risk	Crime and Security Risk
Singapore	84.8	79.4	91.3	81.5	87.0
Hong Kong	81.1	72.6	89.0	81.2	81.5
Taiwan	74.6	71.4	76.7	77.3	73.1
South Korea	71.7	62.1	71.1	80.6	72.8
Malaysia	70.4	62.0	76.1	76.5	66.8
Macao	64.9	62.0	65.5	64.5	67.8
Brunei	62.8	62.4	58.8	63.8	66.2
Thailand	61.0	56.6	68.3	70.1	48.8
Mainland China	59.4	55.8	61.8	73.3	46.8
Indonesia	56.0	54.9	55.5	60.9	52.8
Vietnam	54.6	51.9	57.4	61.1	48.2

Mongolia	50.1	54.7	52.7	37.6	55.3
Philippines	47.6	54.8	51.0	47.0	37.6
Cambodia	42.1	47.4	43.9	35.6	41.2
Laos	37.1	40.5	34.3	39.3	34.2
North Korea	35.3	54.8	24.7	29.3	32.3
Myanmar	32.3	46.8	32.8	31.4	18.2
Timor-Leste	31.2	44.8	26.5	21.0	32.4
Regional Averages	56.5	57.5	57.6	57.3	53.5
Emerging Markets Averages	46.8	48.3	47.1	45.8	46.1
Global Markets Averages	49.5	49.9	49.6	49.3	49.3

100 = Lowest risk, 0 = Highest risk

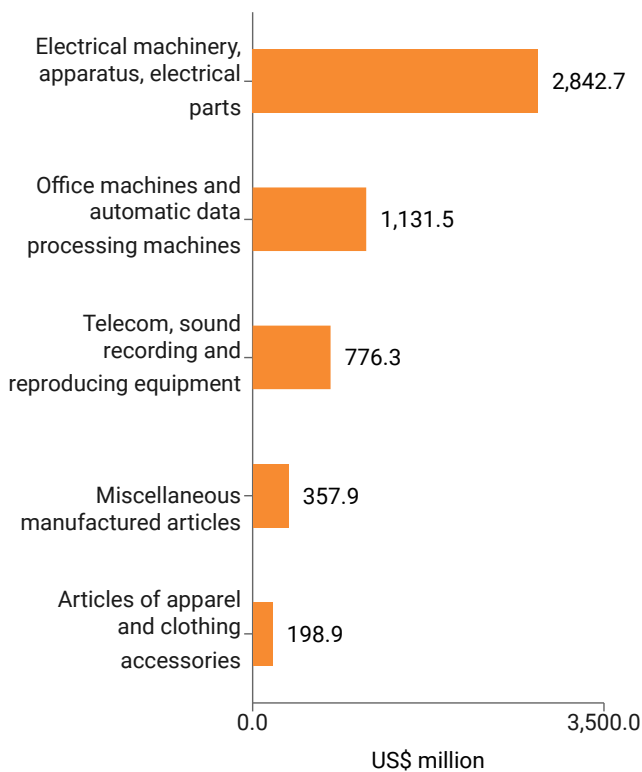
Source: Fitch Solutions Operational Risk Index

Date last reviewed: February 26, 2021

11. Hong Kong Connection

11.1 Hong Kong's Trade with South Korea

Major Export Commodities to South Korea (2020)

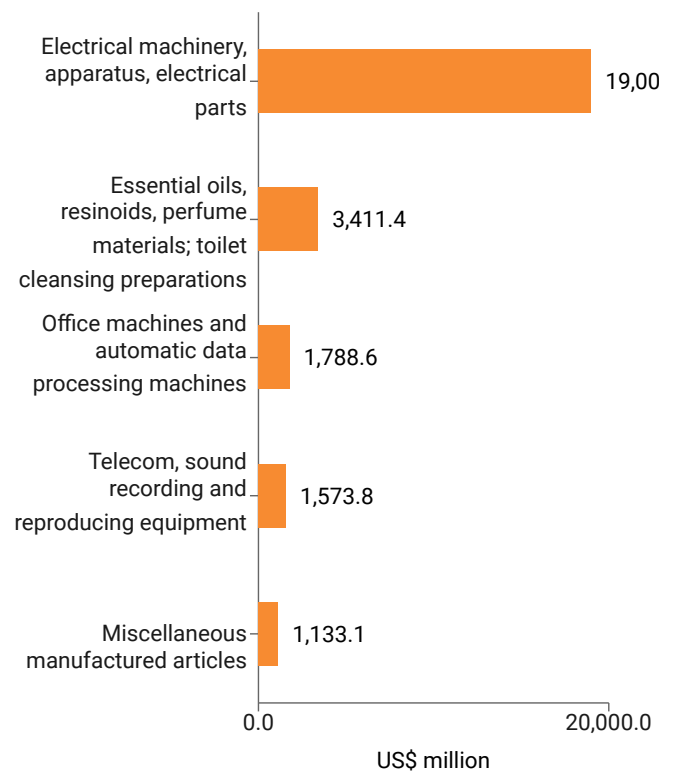


Note: Graph shows the main Hong Kong exports to South Korea (by consignment)

Sources: Hong Kong Census and Statistics Department, Fitch Solutions

Date last reviewed: February 26, 2021

Major Import Commodities from South Korea (2020)



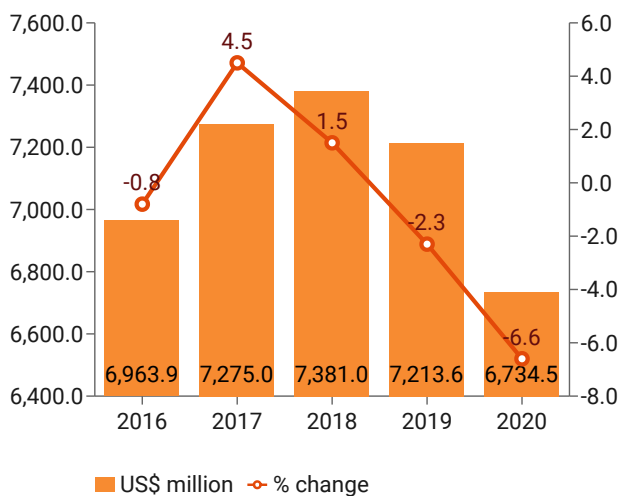
Note: Graph shows the main Hong Kong imports from South Korea (by consignment)

Sources: Hong Kong Census and Statistics Department, Fitch Solutions

Date last reviewed: November 13, 2020

Merchandise Exports to South Korea

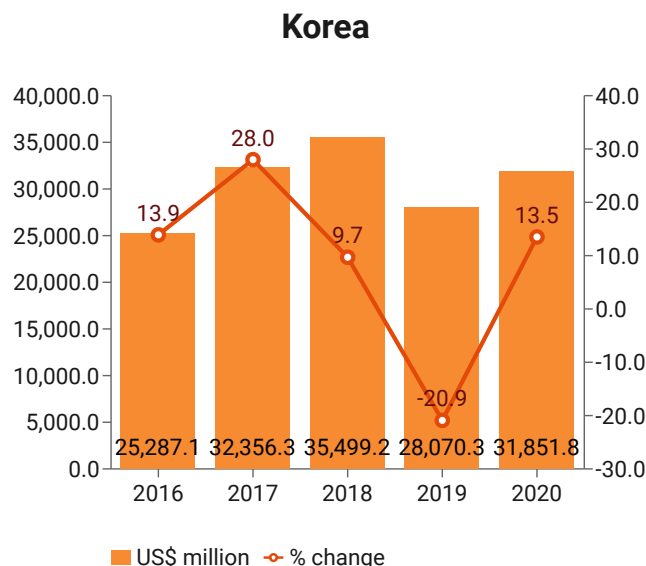
Merchandise Imports from South



Note: Graph shows Hong Kong exports to South Korea (by consignment)

Sources: Hong Kong Trade Statistics, Census & Statistics Department

Date last reviewed: November 13, 2020



US\$ million % change

Note: Graph shows Hong Kong imports from South Korea (by consignment)

Sources: Hong Kong Census and Statistics Department, Fitch Solutions

Date last reviewed: November 13, 2020

Exchange Rate HK\$/US\$, average

7.76 (2016)

7.79 (2017)

7.84 (2018)

7.84 (2019)

7.76 (2020)

	2019	Growth rate (%)
Number of South Korean residents visiting Hong Kong	104,254	-26.7
Number of Asia Pacific residents visiting Hong Kong	52,326,248	-14.3

Sources: Hong Kong Tourism Board, Fitch Solutions

	2019	Growth rate (%)
Number of East Asians and South Asians residing in Hong Kong	2,834,871	3.4

Note: Growth rate for resident data is from 2015 to 2019. No UN data available for intermediate years.

Source: United Nations Department of Economic and Social Affairs – Population Division

Date last reviewed: November 13, 2020

11.2 Commercial Presence in Hong Kong

	2019	Growth Rate (%)
Number of South Korean companies in Hong Kong	152	4.8
- Regional headquarters	10	33.3
- Regional offices	47	0.0
- Local offices	95	5.6

Source: [Business Expectation Statistics Section of the Hong Kong Census and Statistics Department](#)

11.3 Treaties and Agreements Between Hong Kong/Mainland China and South Korea

- Double taxation agreement between Hong Kong and South Korea (effective date: September 27, 2016)
- Investment promotion and protection agreement between Hong Kong and South Korea (effective date: July 30, 1997)
- Bilateral investment treaty between Hong Kong and South Korea (effective date: July 30, 1997)

- Double taxation agreement between Mainland China and South Korea (effective date: September 27, 1994; amended July 4, 2006)
- Bilateral investment treaty between Mainland China and South Korea (effective date: December 1, 2007)

Sources: [Inland Revenue Department](#), [Trade and Industry Department](#), [UNCTAD](#), [OECD](#)

11.4 Chamber of Commerce or Related Organisations

Korean Chamber of Commerce in Hong Kong

The Korean Chamber of Commerce in Hong Kong, founded in 1976, aims to provide business information and business networking opportunities, and promote commercial trade through various activities to help members build up their business networks.

Address: 16/F, Yat Chau Building, 262 Des Voeux Road, Central, Hong Kong

Email: info@kocham.hk

Tel: (852) 2544 1713, 2544 2791

Fax: (852) 3905 8313

Sources: [Korean Chamber of Commerce in Hong Kong](#), Fitch Solutions

Hong Kong-Korea Business Association

Email: hkkba@naver.com / bglee96@naver.com

Tel: (82) 10 2414 0454

Please click to view [more information](#).

Source: [Federation of Hong Kong Business Associations Worldwide](#)

Consulate General of the Republic of Korea in Hong Kong

Address: 5/F, Far East Finance Centre, 16 Harcourt Road, Admiralty, Hong Kong

Email: hkg-info@mofa.go.kr

Tel: (852) 2529 4141

Fax: (852) 2861 3699

Source: [Consulate General of the Republic of Korea in Hong Kong](#)

11.5 Visa Requirements for Hong Kong Residents

HKSAR passport holders and BNO passport holders respectively enjoy 90-day and 30-day visa free access. The validity of visa-free entry and visa waiver programs including Hong Kong and Macau is temporarily suspended in order to reduce the visitor inflows.

Source: [Visa on Demand](#)

Date last reviewed: February 26, 2021

Related Topics

[Korea, Republic Of](#)

[Korea](#)

[KOREAN ECONOMY](#)

[KOREAN GDP](#)

[KOREAN ECONOMIC STRUCTURE](#)

[KOREAN EXTERNAL TRADE](#)

[KOREAN IMPORT](#)

[KOREAN EXPORT](#)

[KOREAN TRADE POLICY](#)

[KOREAN INVESTMENT POLICY](#)

[KOREAN TRADE AGREEMENT](#)

[KOREAN FDI](#)

[KOREAN TRADE WITH HONG KONG](#)

Free Business Information

Subscribe to keep pace with global developments

[Sign Up >](#)



香港興發局

Your business · Our mission |

Follow HKTDC       